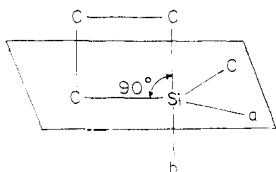


For reactions of R_3SiH with OH^- in 95% ethanol at 35° relative rates (k_2) are, for $(C_2H_5)_3SiH$ = 1; I, 10^3 ; II, 10^4 – 10^5 ; $(CH_2)_4Si(CH_3)H$, 10; $(CH_2)_5Si(CH_3)H$, 10^{-1} . For $(C_2H_5)_3SiH$ at 35°, $k_2 = 0.1 \text{ min.}^{-1} \text{ mole}^{-1}$.^{5,6}

The corresponding disiloxane, bis-(1-silabicyclo-[2.2.1]heptyl) oxide,³ m.p. 76°, was isolated in 40% yield (62 mg.) from the kinetics runs with I and perfectly linear pseudo first order plots were obtained. The 4-ring silane, II, gives 60% of the theoretical hydrogen at an extremely fast rate and 40% at a different rate which is smaller than the first by a factor of about three powers of ten. The latter rate has been shown to comprise hydrogen evolution from *sym*-di-*n*-propyldimethyldisiloxane which is formed by ring-opening of II (C-Si cleavage by OH^-) in competition with the evolution of hydrogen from the 4-ring silane.⁷

Thus, it is clear that displacement of hydride ion by hydroxide ion proceeds *far more rapidly* at bridgehead⁸ and 4-ring silicon atoms than at silicon in ordinary a-cyclic and 5- as well as 6-ring silicon hydrides. These results comprise a complete reversal of the structure-reactivity relationships observed for displacements at carbon when the same comparisons are made.⁹

The above facts are in accord with the hypothesis outlined in our earlier communication.³ Thus, in the reaction of II with hydroxide the geometry of the Si(5) addition compound would approximate one of two (idealized) structures: (1) a = H, b = OH; (2) a = OH, b = H.



On the above model of Si(5) complex for II with hydroxide ion¹⁰ and similar models for I and other cyclic and acyclic hydrides, structure-reactivity relations resulting from steric factors are readily explained in terms of three factors: (1) ease of formation of Si(5) resulting from groups on silicon being "pulled back" in Si(4), away from the path of reagent attack. (2) I-Strain in Si(5) relative to

(5) Relative rates for the 5- and 6-ring silanes are based on data in R. West, *THIS JOURNAL*, **76**, 6015 (1954).

(6) Salt effects on k_2 resulting from change in KOH concentration should not appreciably affect the above relative rates tabulation which covers the range 0.003 N to 0.2 N KOH; see J. E. Baines and C. Eaborn, *J. Chem. Soc.*, 813 (1955).

(7) In 95% ethanol at 35° the 4-ring silane gives 60% of the theoretical hydrogen with an ammonia-ammonium iodide buffer (0.5 N NH_3 , 0.05 N NH_4I) at a rate which corresponds to a half-life of 7.5 minutes. The same reagent gives *no hydrogen* in a reasonable time with the highly reactive triphenylsilane.

(8) Energies of activation, E_a , for $(C_2H_5)_3SiH$ and I are 16 kcal./mole and 7 kcal./mole, respectively. The latter value was calculated from rate data at 0 and -24° using 0.0579 N KOH. Relative rate for I at 35° is a calculated value based on the E_a .

(9) For a recent excellent summary of data on effects of ring size on reactivity, see A. Streitwieser, Jr., *Chem. Rev.*, **56**, 666-670 (1956).

(10) There are, of course, four possible structures of Si(5) for II which would have the H-Si-OH angle near 90°, but two of these would be energetically unfavorable since the C-Si-C angle would be constrained from an ideal angle of 120° to 90° by the silacyclobutane system.

Si(4).¹¹ (3) Steric strain in Si(5) relative to Si(4) due to increased "crowding" of groups in the former.¹²

(11) H. C. Brown and M. Borkowski, *THIS JOURNAL*, **74**, 1894 (1952), and other earlier papers on the elegant I-Strain hypothesis.

(12) Relative rate (k_2) for *t*- $C_4H_9Si(CH_3)_2H$ is 10^{-2} . Unpublished work of L. H. Sommer and W. P. Barie, Jr.

COLLEGE OF CHEMISTRY AND PHYSICS LEO H. SOMMER
THE PENNSYLVANIA STATE UNIVERSITY O. FRANCIS BENNETT
UNIVERSITY PARK, PENNSYLVANIA PAUL G. CAMPBELL
DONALD R. WEYENBERG

RECEIVED MAY 23, 1957

THE PREMIXED OZONE-HYDROGEN FLAME¹

Sir:

Mixing of pure ozone with combustible substances usually leads to self-ignition, explosion or detonation and *premixed* pure ozone-fuel flames have not been reported. They are interesting not only because of the higher enthalpy content of the O_3 -fuel *vs.* the O_2 -fuel system, but primarily because the combustion kinetics in the flame front of the O_3 -systems can be expected to be substantially faster than for the corresponding O_2 -systems.

We have described recently the combustion flame of ozone to oxygen.² We also found that pure ozone can be mixed with pure hydrogen at -78° and even at 20° and 1 atm. without explosion and with no, or practically no, reaction for several hours.

Pure ozone-hydrogen mixtures of any desired composition were prepared by mixing known volumes of the two gases. The mixtures were burned at -78° initial temperature using the same technique as before.² (The Reynolds numbers of all flames were below 2000.) The burning velocities were determined by the standard schlieren method. The same apparatus was used to measure the burning velocity of the H_2 - O_2 system. The results are presented in Fig. 1. The experimental burning velocities at 195°K. initial temperature and 1.0 atm., were for 6.0, 12.0, 18.2, 18.5, 25.0 and 100.0 mole % O_3 , respectively, 207 ± 5 , 664 ± 57 , 1290 ± 20 , 1330 ± 30 , 1680 ± 80 and 270 ± 7 cm./sec.

Mixtures of 94.0 to 75.0% H_2 (rest pure ozone) could be burned readily. These O_3 - H_2 flames are brighter than the corresponding O_2 flames but like the latter their luminosity is low. The stoichiometric mixture, *i.e.*, 3.0 vol. H_2 + 1.0 vol. O_3 , which could be appropriately called "super-knall gas," burns very rapidly at a velocity of 1680 ± 80 cm./sec., whereas "knall gas," classically considered the fastest burning gas mixture, burns at 610 cm./sec. or 1/2.75 as rapidly. In mixtures on the ozone-rich side of the stoichiometric point the flame front degenerates very rapidly to a detona-

(1) This research was supported by the United States Air Force through the Air Force Office of Scientific Research of the Air Research and Development Command under Contract No. AF18(600) 1475. Reproduction in whole or in part is permitted for any purpose of the United States Government.

(2) A. G. Streng and A. V. Grosse, *THIS JOURNAL*, **79**, 1517 (1957); see also *Proc. Vth International Symposium on Combustion*, Aug. 19-24, 1956; *Proc. International Ozone Conference*, Chicago, Ill., Nov. 28-30, 1956.

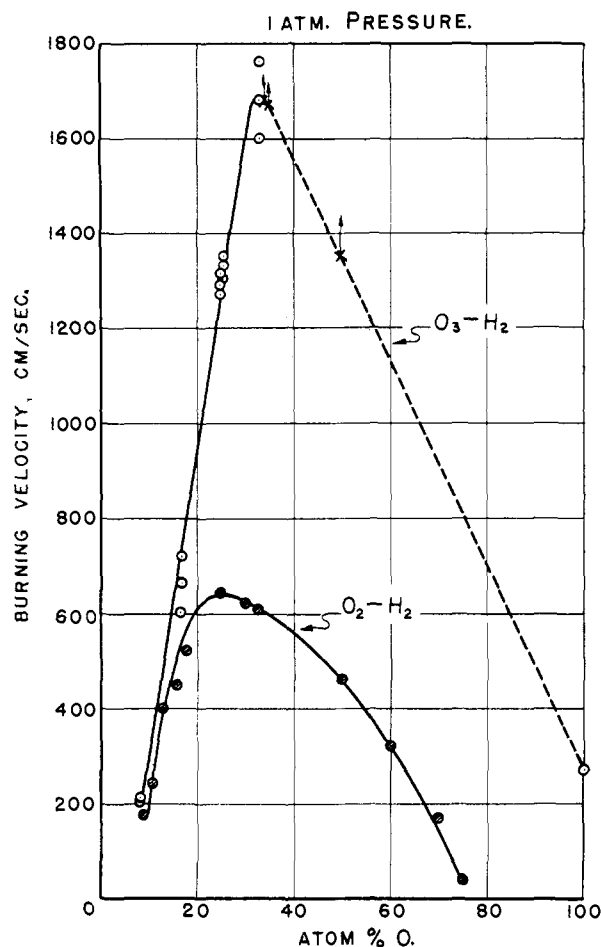


Fig. 1.—Burning velocities of $O_3 + H_2$ and $O_2 + H_2$ mixtures at $195^\circ K$, initial temperature and 1 atm. pressure.

tion front; it has not been possible as yet to burn such mixtures successfully.

The expected substantially faster burning velocity of the H_2-O_3 vs. the H_2-O_2 system has thus been proven experimentally. An intensive study of other O_3 flames is warranted.

THE RESEARCH INSTITUTE OF
TEMPLE UNIVERSITY
PHILADELPHIA 44, PA.

A. G. STRENG
A. V. GROSSE

RECEIVED MAY 2, 1957

THE CONFIGURATION OF BASE-DENATURED β -LACTOGLOBULIN¹

Sir:

It has been shown by Cannan, Palmer and Kibrick² that titration curves of β -lactoglobulin, in acid and neutral solutions at 25° , obey the Linderström-Lang equation,³ with a value for the electrostatic interaction factor w which is reason-

(1) This work was supported by research grant G-1805 from the National Science Foundation and by research grant RG-2350 from the National Institutes of Health, Public Health Service.

(2) R. K. Cannan, A. H. Palmer and A. C. Kibrick, *J. Biol. Chem.*, **142**, 803 (1942).

(3) K. Linderström-Lang, *Compt. rend. trav. Lab. Carlsberg*, **15**, No. 7 (1924).

able for a molecule of molecular weight 40,000. Above pH 10, however, the titration curves were found to be steeper, indicative of a considerably smaller value of w . A change in the properties of this protein near pH 10 is in accord with the finding of Groves, Hipp and McMeekin⁴ that β -lactoglobulin becomes denatured near this pH . The titration curve above pH 10 thus represents the behavior of the denatured protein.

To investigate this behavior further, we have studied the dissociation of the phenolic groups of β -lactoglobulin, using the spectrophotometric method of Crammer and Neuberger.^{5,6} The results are reported in the form of the logarithmic plot of Fig. 1.⁷ The ordinate of such a plot repre-

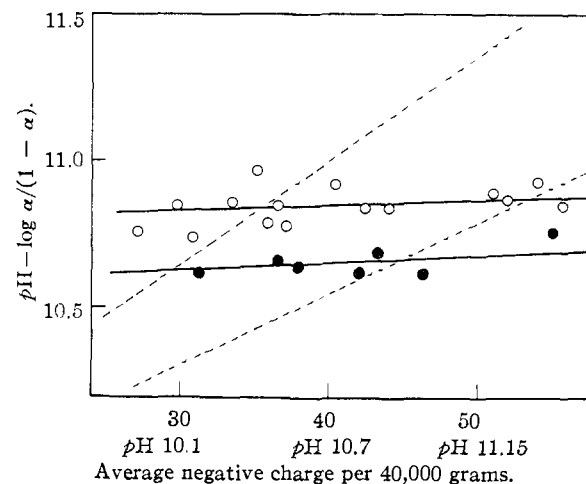


Fig. 1.—Titration of the phenolic groups of β -lactoglobulin at 25° and ionic strengths 0.08 (O) and 0.27 (●); the dotted lines show the predicted slopes for a compact sphere of molecular weight 35,000 to 40,000 at ionic strength 0.08 (upper line) and 0.27 (lower line). For a molecular weight of 17,500 the slopes of these curves would be reduced to about 0.6 of these values. The pH values are those at ionic strength 0.08; at ionic strength 0.27 the corresponding pH values are roughly 0.2 pH unit lower.

sents the effective pK of the groups being titrated. According to any simple theory, such as the Linderström-Lang theory, it should increase with increasing net negative charge because of the attractive force between this charge and the dissociating protons. In contrast to this prediction, Fig. 1 shows $pH - \log \alpha / (1 - \alpha)$ to be essentially independent of charge. This same phenomenon is served in serum albumin,⁸ for the phenolic and amino groups above pH 11, and for the carboxyl

(4) M. L. Groves, N. J. Hipp and T. L. McMeekin, *THIS JOURNAL*, **73**, 2790 (1951).

(5) J. L. Crammer and A. Neuberger, *Biochem. J.*, **37**, 302 (1943).

(6) C. Tanford and G. L. Roberts, Jr., *THIS JOURNAL*, **74**, 2509 (1952); C. Tanford, J. D. Hauenstein and D. G. Rands, *ibid.*, **77**, 6409 (1955).

(7) The charge at a given pH is based on a molecular weight of 40,000 and was taken from the titration curves of Cannan, *et al.*² Above pH 10.8 the charges represent an extrapolation of their results. Neither the assumed molecular weight nor the accuracy of the extrapolation affects our conclusions, for $pH - \log \alpha / (1 - \alpha)$ is an experimental parameter independent of these variables, and we wish only to show that this parameter is virtually independent of charge.

(8) C. Tanford, J. G. Buzzell, D. G. Rands and S. A. Swanson, *THIS JOURNAL*, **77**, 6421 (1955).